




LOS ANGELES COUNTY
Registrar-Recorder/County Clerk

MEDIA KIT

★ ★ ★ MARCH 3, 2020 ★ ★ ★
PRESIDENTIAL PRIMARY ELECTION



LAVote.net

MESSAGE FROM THE REGISTRAR OF VOTERS



The March 3, 2020 Presidential Primary Election may be one of the largest and highly viewed Presidential Primaries in the history of Los Angeles County. There will be a lot of change and improvements in this year's Presidential Primary, such as the County's adoption of the California Voter's Choice Act Vote Center model and most notably, the implementation of the County's new publicly owned voting system, Voting Solutions for All People.

This election has over 170 contests, 905 candidates and 48 local measures, two County/Countywide Measures and one State Measure appearing on the ballot. In addition to these election figures, it is critical that voters are well informed on the facts of the new voting experience; something we rely heavily on the media to assist us in providing.

We are committed to ensuring all voters have a secure and positive voting experience. Our department has been working tirelessly to ensure that the voting period and Election Day will enable all registered and eligible voters to exercise their democratic right to vote. This media kit provides a detailed overview of this election, the new options for voters and an overview of the size and complexity of the County's electorate.

For more information on the upcoming, visit LAVote.net.

Sincerely,

A handwritten signature in black ink that reads "Dean C. Logan". The signature is written in a cursive, flowing style.

DEAN C. LOGAN

Registrar-Recorder/County Clerk
Los Angeles County

TABLE OF CONTENTS

PAGE 1.	Message from the Registrar of Voters
PAGE 3.	About This Election
PAGE 4.	Los Angeles County Statistics
PAGE 5.	California State Statistics
PAGE 6 - 11.	The New Voting Experience
PAGE 7.	Vote Centers and Voting Period
PAGE 8.	Ballot Marking Device
PAGE 9.	How to Vote on The Ballot Marking Device
PAGE 10.	Interactive Sample Ballot
PAGE 11.	Electronic Pollbook
PAGE 12.	Additional Voting Options
PAGE 13.	Supported Languages
PAGE 14.	Electoral Profile
PAGE 15.	Voter Registration Statistics
PAGE 16.	Political Party Preference
PAGE 17 - 19.	Offices/ Districts
PAGE 17.	U.S. Congressional Districts
PAGE 18.	State Senate Districts
PAGE 18.	Supervisory Districts
PAGE 19.	State Assembly Districts
PAGE 20.	Historical Election Profile
PAGE 21.	Transporting Ballots For Tabulation
PAGE 22.	Canvass: Finalizing The Vote
PAGE 23.	Election Canvass Schedule
PAGE 24.	Requesting A Recount
PAGE 25.	Media & Communications

ABOUT THIS ELECTION



Party Nominated

President of the United States

County Central Committee

Central Committee

County Council

Voter Nominated

U.S. Representative

State Senator

Member of the State Assembly

Nonpartisan Offices

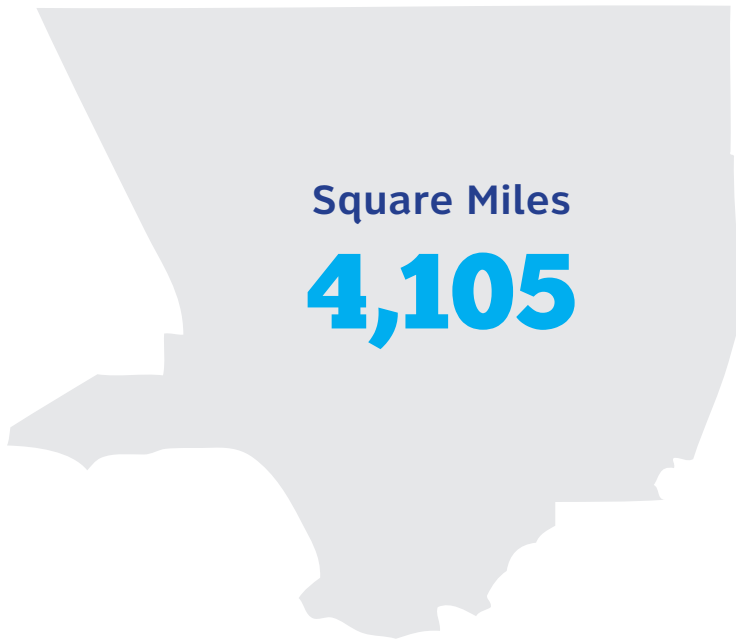
Superior Court Judge

County Offices
(2nd, 4th, and 5th Districts)

District Attorney

Local Offices

LOS ANGELES COUNTY STATISTICS



Total Population

10.1 million

Estimated by U.S. Census Bureau

Eligible Population of Voters

6.1 million

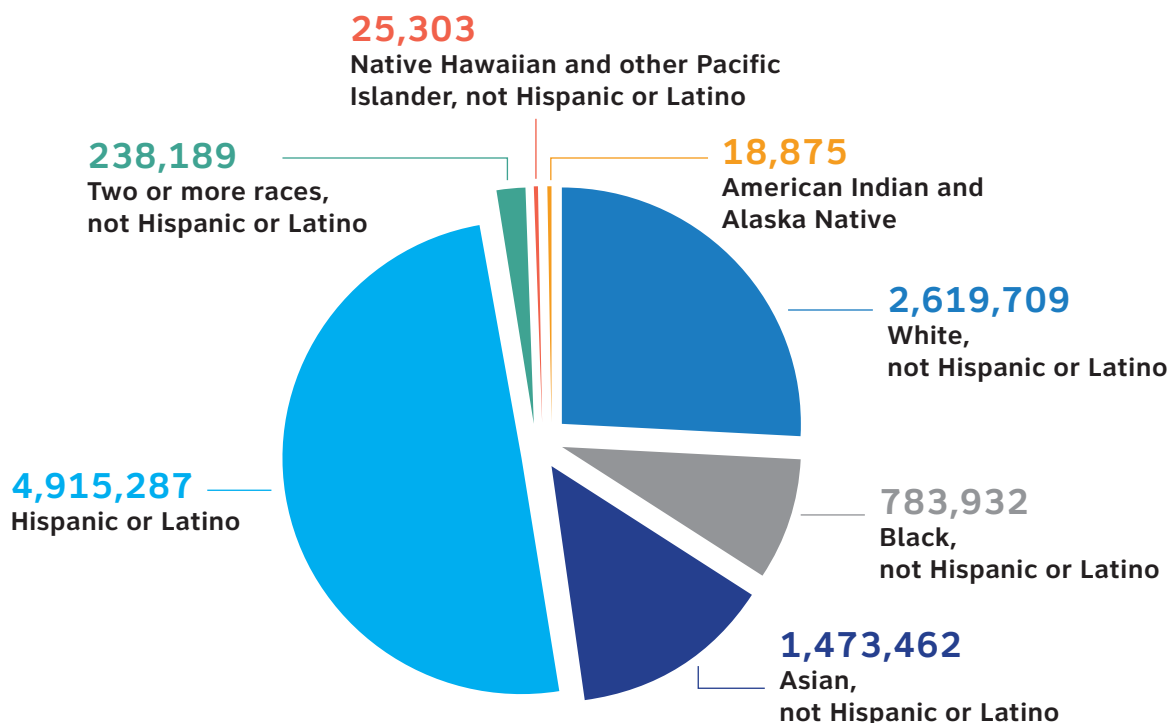
Estimated by SOS as of Oct. 2019

Registered Voters

5.4 million

As of Jan. 2020

Estimates of Population of Race and Ethnicity in L.A. County



Based on 2018 U.S. Census Bureau

CALIFORNIA STATE STATISTICS



Total Population of CA

39.5 million

Estimated by U.S. Census Bureau as of 2018

Eligible Population of Voters

25.2 million

Estimated by SOS as of Oct. 2019

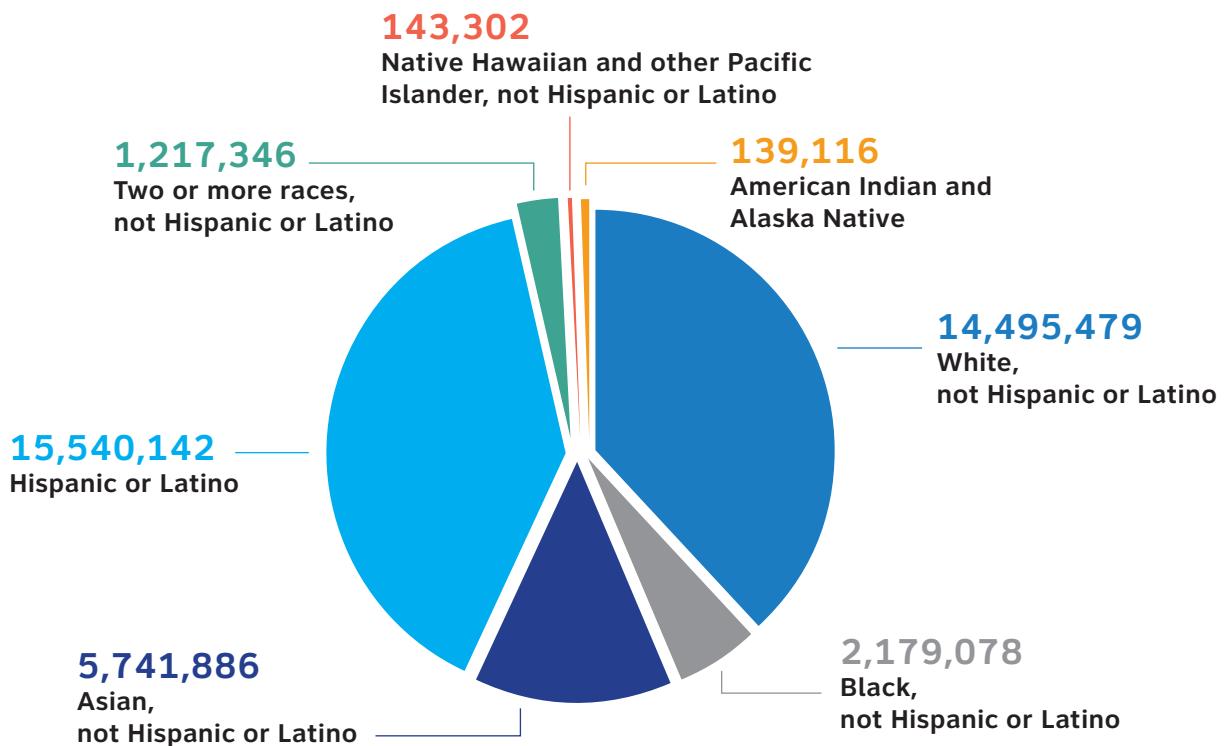
Registered Voters

20.3 million

Percent: 80.65%

Estimated by SOS as of Oct. 2019

Estimates of Population of Race and Ethnicity in CA



Based on 2018 U.S. Census Bureau

The New Voting Experience



**VOTING SOLUTIONS
FOR ALL PEOPLE**

VOTE CENTERS AND VOTING PERIOD

In L.A. County, we have upgraded from polling places to Vote Centers. Voters now have the option to cast a ballot in-person at any Vote Center in the County. Vote Centers look and feel like polling places, but provide additional modern features to make voting easy and convenient.



Any Voter Can Use

11 Days to Vote

Vote Centers



Voters can vote at any Vote Center throughout the County with full language services and expanded accessibility



Electronic Pollbooks access data in real time and allow for same day registration




Fully accessible voting equipment available at every Vote Center



Voting available for 11 days at Vote Centers throughout the County

A booklet listing all Vote Centers will be mailed to every household in Los Angeles County. For a listing of all locations and hours visit LAVote.net.

Why the Change?



VOTER'S CHOICE
CALIFORNIA

You choose **when, where, and how** to vote

The California Voter's Choice Act is a new law passed in 2016 to modernize elections in California by allowing counties to conduct elections under a new model that provides greater flexibility and convenience for voters.

This new election model allows voters to choose when, where, and how to cast their ballot by:

- Expanding in-person early voting options
- Allowing voters to cast a ballot at any Vote Center within their county

More information on the California Voter's Choice Act can be found at sos.ca.gov.

BALLOT MARKING DEVICE



The benefits of technology for an easy and accessible voting experience - with a paper ballot.

The Ballot Marking Device makes it easy for voters to customize the voting experience to fit their needs. Voters can access 13 languages, adjust the touch screen to a comfortable angle, change the display settings such as text size and contrast or go through the ballot using the audio headset and control pad.

Security remains a top priority for L.A. County, that's why this device is not connected to a network or the internet. The easy-to-follow instructions can guide any voter through the voting process without the need for assistance.

Previously, voters with mobility or visual challenges were asked to go to a separate voting booth; not any more. The Ballot Marking Device provides all the accessibility features previously available and upgrades them all into one device.

Alternate Ballot Order (Senate Bill 25)

Senate Bill 25 was approved by the Governor on September 29, 2018 requiring the County of Los Angeles to conduct elections using an alternate ballot order. With the implementation of Voting Solutions for All People (VSAP), our new Ballot Marking Device and Vote by Mail ballot will be able to accommodate the changes in the ballot. The new ballot order will begin with City/Local offices and measures and will end with the President and Vice President nominees.

HOW TO VOTE ON THE BALLOT MARKING DEVICE (BMD)

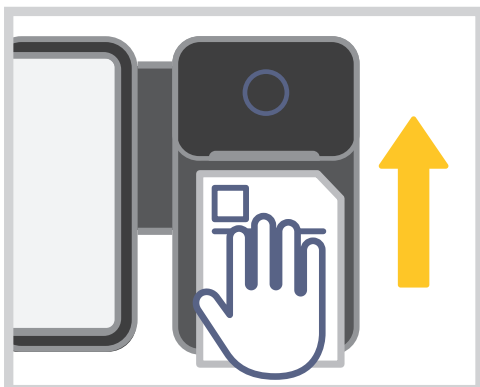
1. Tap to start



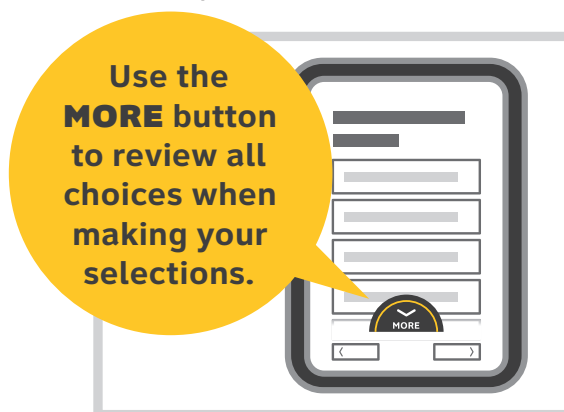
2. Select language



3. Insert ballot



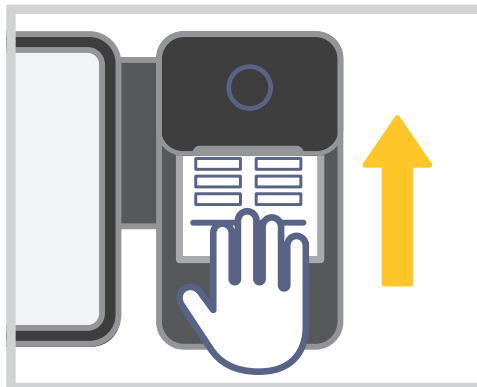
4. Make selections



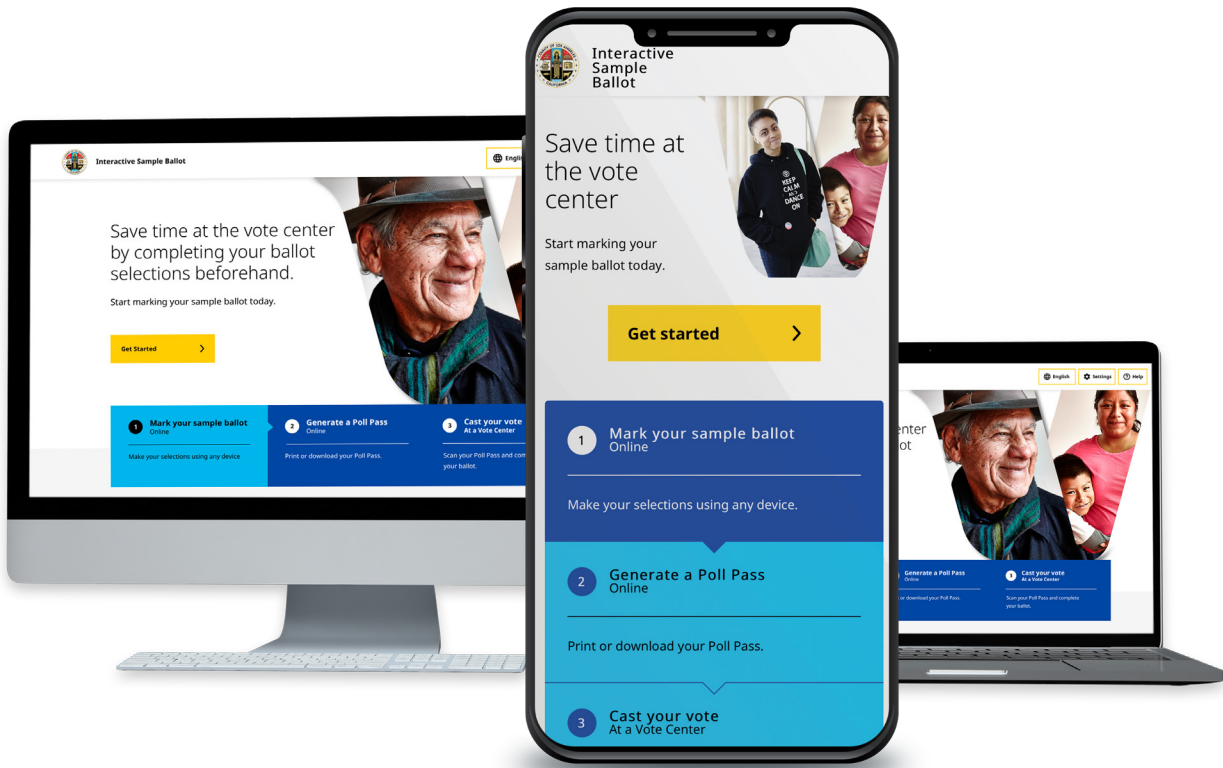
5. Review selections



6. Cast ballot



INTERACTIVE SAMPLE BALLOT



A convenient way to speed up the voting process allowing voters to make their selections before going to a Vote Center.

The Interactive Sample Ballot is a convenient option for voters who want to access and mark their selections prior to arriving at the Vote Center. Using a computer, mobile phone or personal device voters' can review their ballot information and make their selections. After going through the selection process the Interactive Sample Ballot creates a Poll Pass (QR code) – like an airline boarding pass.

At the Vote Center, voters scan the Poll Pass to transfer their selections to the Ballot Marking Device (BMD). Then, a review screen will display allowing voters a chance to make changes or cast their ballot.

ELECTRONIC POLLBOOK



A modern way to check-in and update your registration at any Vote Center in the County.

The Electronic Pollbook (ePollbook) will replace the printed list of voters and will be used by Vote Center staff to verify the registration eligibility of a voter in real time. Additionally, ePollbooks will indicate if a voter has already voted anywhere in the County and will not allow voting at multiple locations.

The voter information on the ePollbooks is not connected to the Ballot Marking Device or the tally system. They remain independent from one another to protect a voter's personal information. Printed ballots do not contain any voter information.

ADDITIONAL VOTING OPTIONS

Vote by Mail (VBM)

LA County has implemented a new and improved Vote by Mail (VBM) packet. The new VBM packet will include a full-face ballot, return envelope, secrecy sleeve and "I Voted" sticker.

We begin mailing VBM ballots to our Permanent VBM voters 29 days prior to Election Day (February 3 for the March 3 Primary Election). Voters who want to request a one-time VBM ballot must do so on/before the February 25 deadline.

To request a VBM ballot please visit LAVote.net or fill out the back-side of the Sample Ballot booklet.

Voters can track their ballot's status at LAVote.net.

Vote by Mail (VBM) Drop-Off

We continue to offer VBM voters the option to drop off their ballot in-person in a secured ballot box prior to Election Day. There will be over 200 secured locations spread throughout the County. Drop off locations will be available beginning February 3.

For locations and hours please visit LAVote.net.

Early Voting

Voters do not need to wait until Election Day to cast a ballot. Early voting begins 29 days (February 3) before Election Day. Any registered voter can vote at the Norwalk Headquarters from 8am-5pm, Monday-Friday, and cast a ballot.

Norwalk HQ address: 12400 Imperial Highway, 3rd floor, Norwalk, CA 90650

Conditional Voter Registration

Eligible Los Angeles County residents who miss the February 18 registration deadline for the March 3 Presidential Primary Election can still vote at any Vote Center in L.A. County. Under California Election Law, Conditional Voter Registration (CVR) allows a prospective voter to conditionally register and cast a ballot.

Services for Voters with Specific Needs

Numerous election services are provided to voter with specific needs. Contact Special Services liaison Julia Keh at (562) 462-2754 or jkeh@rrcc.lacounty.gov.

SUPPORTED LANGUAGES



Languages	Voters Requesting Materials
Armenian	177
Chinese	37,454
Farsi	100
Hindi	467
Japanese	2,398
Khmer/Cambodian	777
Korean	31,152
Russian	162
Spanish	200,050
Tagalog/Filipino	5,342
Thai	1,504
Vietnamese	9,322
TOTAL	288,905

As of 12/11/2019

ELECTORAL PROFILE

As of 1/13/2020



Registered Voters

5,484,090

% Registered: 89.9%



Permanent Vote by Mail Voters

3,005,572

%PVBM: 55%



Military Voters

4,064



Overseas Voters

12,554

PROFILE OF THE PRESIDENTIAL PRIMARY ELECTION



Offices
171



Local Measures
48



County/Countywide Measures
2



State Measures
1



Total Candidates Appearing on the Ballot
905



Election Precincts
2,811



Vote Centers
972

*As of 2/03/2020



VBM Precincts
261



Average Voters (per precinct)
873



Election Worker
13,700

*As of 2/05/2020



Ballot Groups
524



Est. Election Cost
\$103,400,000

VOTER REGISTRATION STATISTICS

As of 1/13/2020











Voters by Age	Registered	% of Registered	PVBM	% PVBM of Registered
18-29	1,063,528	23%	677,523	64%
30-39	1,049,179	23%	563,561	54%
40-49	828,735	15%	434,510	52%
50-59	859,239	14%	433,840	50%
60-69	797,799	12%	412,676	52%
70-79	524,832	8%	285,105	54%
80+	359,329	5%	198,114	55%
No Birthdate*	1,449	0%	243	17%
TOTAL	5,484,090	100%	3,005,572	55%

*No Birthdate: No birthdate is indicated on the individual's voter registration. The eligibility of the voter was verified through other means, such as the state ID, state license number, or social security number.

POLITICAL PARTY PREFERENCE

As of 1/13/2020

Qualified Parties	Registered	% of Registered	PVBM	% PVBM of Registered
 American Independent	131,214	2%	80,333	61%
 Democratic	2,804,690	51%	1,554,558	55%
 Green	22,770	0%	11,896	52%
 Libertarian	37,659	1%	23,930	63%
 No Party Preference*	1,455,848	29%	774,043	53%
 Other	75,637	1%	37,895	50%
 Peace & Freedom	33,650	1%	15,995	48%
 Republican	922,622	15%	506,922	55%
TOTAL	5,484,090	100%	3,005,572	55%

*The "No Party Preference" group includes those who have no party preference, declined to state a party preference or chose a non-qualified political party.

OFFICES/ DISTRICTS

As of 1/13/2020

U.S. Congressional Districts			
District	Registered Voters	PVBM	% PVBM of Registered
23 rd	46,202	28,619	62%
25 th	344,260	211,120	61%
26 th	6,282	3,909	62%
27 th	380,144	218,430	57%
28 th	446,063	249,096	56%
29 th	339,574	179,479	53%
30 th	452,558	258,200	57%
32 nd	351,786	191,443	54%
33 rd	491,661	287,513	58%
34 th	329,044	172,543	52%
35 th	68,219	36,809	54%
37 th	441,567	228,683	52%
38 th	380,194	204,843	54%
39 th	107,637	64,610	60%
40 th	297,063	146,138	49%
43 rd	396,635	210,960	53%
44 th	357,828	173,981	49%
47 th	247,162	139,042	56%

OFFICES/ DISTRICTS

As of 1/13/2020

State Senate Districts			
District	Registered Voters	PVBM	% PVBM of Registered
21 st	345,098	212,287	62%
23 rd	31	18	58%
25 th	541,140	312,100	58%
27 th	388,636	225,820	58%
29 th	89,328	53,349	60%
33 rd	438,160	227,239	52%
35 th	509,043	264,196	52%

Supervisory Districts			
District	Registered Voters	PVBM	% PVBM of Registered
2 nd	1,064,638	538,021	51%
4 th	1,145,864	644,519	56%
5 th	1,173,675	687,903	59%

OFFICES/ DISTRICTS

As of 1/13/2020

State Assembly Districts			
District	Registered Voters	PVBM	% PVBM of Registered
36 th	219,459	136,434	62%
38 th	222,802	132,657	60%
39 th	241,701	125,990	52%
41 st	237,307	138,016	58%
43 rd	290,302	164,750	57%
44 th	6,282	3,909	62%
45 th	282,449	161,905	57%
46 th	257,993	144,261	56%
48 th	236,668	127,800	54%
49 th	223,369	126,446	57%
50 th	338,255	190,769	56%
51 st	235,734	119,901	51%
52 nd	68,525	36,998	54%
53 rd	197,939	104,755	53%
54 th	306,823	162,093	53%
55 th	89,327	53,348	60%
57 th	250,254	135,449	54%
58 th	348,305	131,960	53%
59 th	208,247	94,096	45%
62 nd	279,944	148,635	53%
63 rd	218,099	111,221	51%
64 th	245,468	115,578	47%
66 th	298,465	182,048	61%
70 th	280,072	156,399	56%

HISTORICAL ELECTION PROFILE

Total costs of conducting Presidential Primary Elections in LA County AND # of registered voters/ ballots cast/voter turnout %/VBM cast/VBM turnout % for the below elections.

Feb. 5, 2008 Presidential Primary Election

Estimated Cost:
\$30,502,174

Registered Voters:
3,951,957

Non-Partisan	808,126
Democratic	1,975,000
Republican	1,026,092
American Independent	68,762
Green	24,896
Libertarian	18,413
Natural Law	7,372
Peace and Freedom	23,296

Ballots Cast:
2,183,998

Voter Turnout:
55.26%

Vote by Mail:
482,921

% of Turnout - VBM:
12.22%

June 5, 2012 Presidential Primary Election

Estimated Cost:
\$35,342,311

Registered Voters:
4,450,035

Non-Partisan	1,019,483
Democratic	2,256,692
Republican	1,010,020
American Independent	96,647
Green	22,702
Libertarian	21,191
Peace and Freedom	23,300

Ballots Cast:
973,274

Voter Turnout:
21.87%

Vote by Mail:
431,811

% of Turnout - VBM:
9.7%

June 7, 2016 Presidential Primary Election

Estimated Cost:
\$45,560,989

Registered Voters:
4,809,383

Non-Partisan	1,216,922
Democratic	2,447,583
Republican	958,201
American Independent	106,206
Green	20,787
Libertarian	27,062
Peace and Freedom	32,622

Ballots Cast:
2,026,068

Voter Turnout:
42.13%

Vote by Mail:
722,079

% of Turnout - VBM:
35.64%

TRANSPORTING BALLOTS FOR TABULATION



On Election Night, ballots from all Vote Centers are brought to the Registrar-Recorder/County Clerk's (RR/CC) Tally Operation Center (TOC) in Downey for central tabulation.

After the polls close at 8 PM, Election Workers will secure the voted ballots in sealed ballot boxes and account for unused ballots. Election Workers will also separately package Vote by Mail ballots that were dropped off at the Vote Centers and provisional ballots. All materials and quantities are accounted for in the Official Ballot Statement. Then Election Workers transport the ballots to designated Check-In Centers located throughout the County.

Sheriff Deputies transport the voted ballots from the Check-in Centers by car, helicopter or boat to Downey. Ballots come in from as far away as Lancaster, Palmdale and Catalina Island.

Between 10:30 – 11:30 PM a large number of ballots begin to arrive at the RR/CC Tally Operation Center.

Prior to tabulation, all ballots must be checked in, removed from boxes, inspected and prepared for counting.

Ballots are moved to the tabulation center in a continuous flow. There, operators load the ballots onto scanners for tabulation.

CANVASS: FINALIZING THE VOTE

Election Night

After Vote Centers close at 8:00 PM on Election Day, all voted ballots are sealed, secured and transported by Sheriff's deputies to be centrally tabulated at the RR/CC Tally Operation Center: 9150 Imperial Hwy., Downey, CA 90242. Election Night counts include ballots at the Vote Centers as well as Vote by Mail ballots received and processed up until Monday before Election Day.

Finalizing the Official Vote Tally (Canvass)

Counting ballots does not end on Election Night. The RR/CC makes sure all ballots cast are counted. After Election Night there are tens of thousands of ballots that need to be counted, including Vote by Mail ballots received on Election Day, provisional ballots, write-in ballots, and damaged ballots. These ballots are counted during the 30-day period known as the Official Election Canvass. Provisional ballots require additional review to verify voters are eligible to vote and write-in ballots were cast for qualified candidates.

California state law requires the RR/CC to complete and certify the results within 30 days. This provision of the law recognizes the complexity of completing the ballot count and conducting a thorough audit of the election results to ensure accuracy.

The legally mandated processes described above are utilized to guarantee that every eligible vote is counted and included in the official final election returns.

Auditing the Election Results

By law, a random sample of ballots from every election must be manually tallied to verify Election Night machine counts. A minimum of all votes cast in one percent (1%) of the precincts is included in this process, which is known as the 1% Manual Tally Audit. The 1% Manual Tally Audit is open to the public. (E.C. 15360)

Public Observation

Every citizen has the right to observe the Official Election Canvass process. Candidates and the public are invited to observe the ballot counting and auditing process by joining the Election Observer Program. The program is part of Los Angeles County's commitment to conducting open and transparent elections.

Election observers have the opportunity to observe the logic and accuracy testing of the election systems equipment, Vote by Mail ballot processing, Election Day activities at Vote Centers and Check-in Centers, tally center operations and post-election processing.

To learn more, the Election Observer Panel Plan is available online at [LAVote.net](https://www.lavote.net).

ELECTION CANVASS SCHEDULE

Ballot Counting Updates Begin at 1 PM

Outstanding ballot counting takes place throughout the canvass period.

MARCH 4	1 PM First Ballot Counting Update	MARCH 10	1 PM Fourth Ballot Counting Update	MARCH 20	1 PM Seventh Ballot Counting Update
MARCH 5	1 PM Second Ballot Counting Update	MARCH 13	1 PM Fifth Ballot Counting Update	MARCH 24	1 PM Eighth Ballot Counting Update
MARCH 6	1 PM Third Ballot Counting Update	MARCH 17	1 PM Sixth Ballot Counting Update	MARCH 27	10 AM Ninth Ballot Counting Update

Key Dates

MARCH

4

The Official
Canvass begins

MARCH

27

The RR/CC is tentatively
scheduled to certify
election results

MARCH

31

The Board of Supervisors
is tentatively scheduled
to declare the election
results official

REQUESTING A RECOUNT

Who can request a recount?

Any voter of the state may file a request (E.C. § 15620). For more information download our booklet at [LAVote.net](https://www.lavote.net).

Timing of Request

The request must be filed within five (5) calendar days, after the completion of the official canvass. The RR/CC is not open on weekends or holidays. If the deadline falls on the weekend or holiday, the date will be moved to the next business day (E.C. § 15).

Exceptions

- For statewide recount contests, the request may be filed with the Secretary of State's Office within five (5) days beginning on the 31st day after the election (E.C. § 15621).
 - If election is conducted in more than one county the request may be filed within five (5) days beginning on the 31st day after the election (E.C. § 15620).
-

Notice of Recount

A notice stating the date and place of the recount will be posted by the elections official at least one day prior to the recount and the following persons will be notified in person or by telegram (E.C. § 15628).

Notices are issued to the following parties:

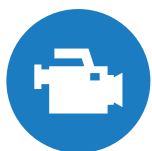
- All candidates for the office being recounted.
- Authorized representatives for presidential candidates, if the race for presidential delegates is to be recounted.
- Proponents of any initiative or referendum or persons filing ballot arguments for or against any initiative, referendum or measure to be recounted.
- Secretary of State if the recount is for candidates for any state or federal office, delegates to a national convention, or any state measure.

MEDIA & COMMUNICATIONS



Election Night Results and Information

Election Night results are available at [LAVote.net](https://www.lavote.net). The first press bulletin with initial Vote by Mail ballot results will be issued at approximately 8:15 p.m. Results will be updated on the website on a flow basis as ballots are received, processed and tabulated.



Interview & Filming Requests

Please contact the Media and Communications section at [\(562\) 462-2648](tel:5624622648) or mediainfo@rrcc.lacounty.gov for interview and filming arrangements. This must be done before arriving to RR/CC headquarters or Vote Centers.

Election Day is an exciting time for everyone! Reporters, broadcast journalists and various media representatives frequently request to visit the Vote Centers to take photos and videos of voting activity with advanced consent. All types of media outlets are welcome to cover a Vote Center with prior arrangements through the RR/CC's Media and Communications Section.



Media Can Take Photos and Videos of:

- The exterior of voting booths.
- Voters and/or Election Workers – with their permission. Reporters and journalists are allowed to conduct exit polls, but must have permission from the voter and must be a
- Election Workers, Sheriff's Deputies and other County employees processing and/or transporting the ballots in bags, carts and government vehicles.



Media Cannot Take Photos and Videos of:

- The inside of Ballot Marking Devices (BMDs) while occupied by voters.
- Voted ballots before they are deposited inside the Ballot Marking Device (this violates voters' privacy).
- Anything that will obstruct or disrupt the voting process. For example, a camera blocking a voter from entering the Vote Center or flash photography.

Important Notice:

Activities construed as "Electioneering*" are prohibited within 100 feet of the Vote Center.

**Electioneering: The practice of working actively to secure votes for a candidate or ballot measure in an election.*